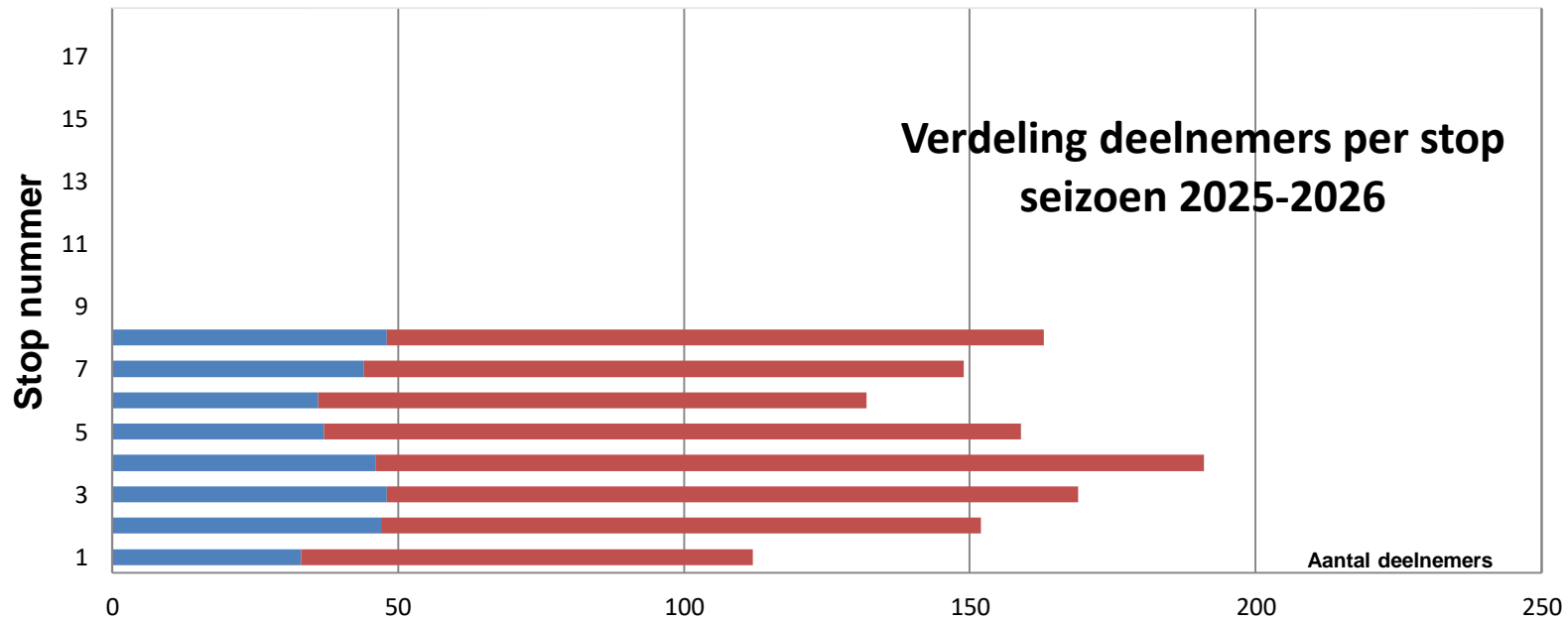
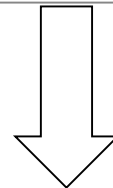


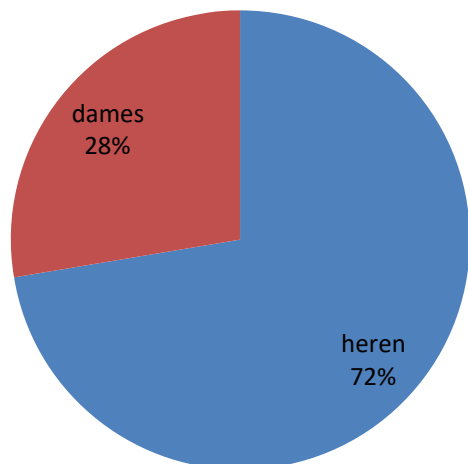
Verdeling deelnemers per stop seizoen 2025-2026



| | 1 | 2 | 3 | 4 | 5 | 6 | 7 | 8 | 9 | 10 | 11 | 12 | 13 | 14 | 15 | 16 | 17 | 18 |
|-------|----|-----|-----|-----|-----|----|-----|-----|---|----|----|----|----|----|----|----|----|----|
| Dames | 33 | 47 | 48 | 46 | 37 | 36 | 44 | 48 | 0 | 0 | | | | | | | | |
| Heren | 79 | 105 | 121 | 145 | 122 | 96 | 105 | 115 | 0 | 0 | | | | | | | | |



Verdeling deelnemingen Dames Heren



| stop | Gem Dames | Gem Heren |
|------|-----------|-----------|
| 1 | 160 | 181 |
| 2 | 146 | 177 |
| 3 | 162 | 181 |
| 4 | 149 | 168 |
| 5 | 166 | 195 |
| 6 | 172 | 191 |
| 7 | 157 | 183 |
| 8 | 160 | 190 |
| 9 | | |
| 10 | | |
| 0 | | 0 |
| 0 | | 0 |
| 0 | | 0 |
| 0 | | 0 |
| 0 | | 0 |
| 0 | | 0 |
| 0 | | 0 |
| 0 | | 0 |

nieuw

| hoeveel keer deelgenomen | | | | | | Aantal deelnemingen | |
|--------------------------|---|----|------------|---|-----|---------------------|------------|
| Dames | | | Heren | | | Dames | Heren |
| 1 | x | 40 | 1 | x | 125 | 40 | 125 |
| 2 | x | 17 | 2 | x | 48 | 34 | 96 |
| 3 | x | 9 | 3 | x | 28 | 27 | 84 |
| 4 | x | 11 | 4 | x | 34 | 44 | 136 |
| 5 | x | 7 | 5 | x | 22 | 35 | 110 |
| 6 | x | 9 | 6 | x | 20 | 54 | 120 |
| 7 | x | 8 | 7 | x | 23 | 56 | 161 |
| 8 | x | 6 | 8 | x | 7 | 48 | 56 |
| 9 | x | 0 | 9 | x | 0 | 0 | 0 |
| 10 | x | 0 | 10 | x | 0 | 0 | 0 |
| 11 | x | 0 | 11 | x | 0 | 0 | 0 |
| 12 | x | 0 | 12 | x | 0 | 0 | 0 |
| 13 | x | 0 | 13 | x | 0 | 0 | 0 |
| 14 | x | 0 | 14 | x | 0 | 0 | 0 |
| 15 | x | 0 | 15 | x | 0 | 0 | 0 |
| 16 | x | 0 | 16 | x | 0 | 0 | 0 |
| 17 | x | 0 | 17 | x | 0 | 0 | 0 |
| 18 | x | 0 | 18 | x | 0 | 0 | 0 |
| 19 | x | 0 | 19 | x | 0 | 0 | 0 |
| 20 | x | 0 | 20 | x | 0 | 0 | 0 |
| 107 | | | 307 | | | 338 | 888 |
| 26% | | | 74% | | | 28% | 72% |
| Totaal | | | | | 414 | 1226 | |
| Gemiddelde deelname | | | | | 3.0 | | |

| Nederlandse lidmaatschappen | | | | Percentage's | |
|-----------------------------|------------|------------|-------|---------------|---------------|
| pasgemiddelde | Dames | Heren | index | Dames | Heren |
| tot 140 | 27 | 13 | 1 | 26.5% | 4.5% |
| 140 - 160 | 32 | 44 | 2 | 31.4% | 15.2% |
| 160 - 180 | 32 | 101 | 3 | 31.4% | 34.9% |
| 180 - 200 | 11 | 94 | 4 | 10.8% | 32.5% |
| vanaf 200 | 0 | 37 | 5 | 0.0% | 12.8% |
| totaal | 102 | 289 | | 100.0% | 100.0% |

T/M de laatste stop!